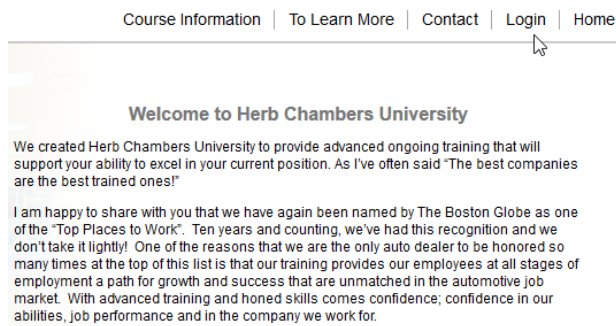


Herb Chambers University, powered by Performance U LMS, provides an intuitive student environment, easier access to resources, and real-time reporting on attendance and proficiency exam results.

## LOGIN INSTRUCTIONS

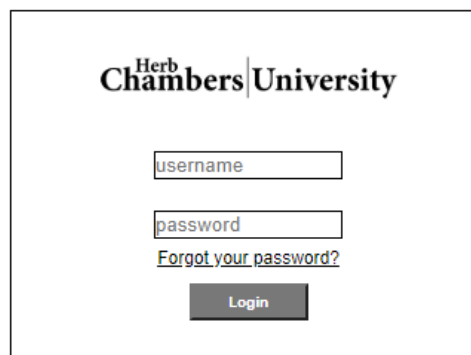
Training website: <https://www.herbchambersuniversity.com/>

1. Click >Login



2. **Username:** Your permanent username will be set by your organization's Herb Chambers University(HCU) Administrator.

**Password:** Your initial password will be set by your organization's HCU Administrator.

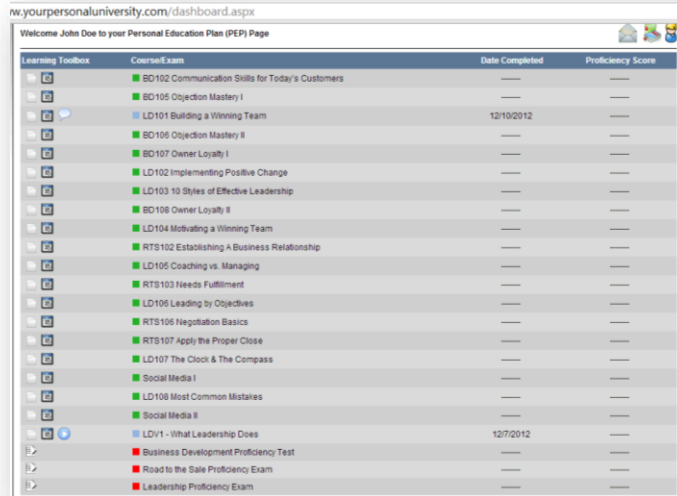
A screenshot of the Herb Chambers University login form. The form is centered on the page and features the Herb Chambers University logo at the top. Below the logo, there are two input fields: "username" and "password". Below the "password" field, there is a link that says "Forgot your password?". At the bottom of the form, there is a "Login" button.

*Login credentials are not case sensitive*

If you should need your credentials, reach out to your organization's HCU Administrator. All Admin users have access to student credentials.

**STUDENT DASHBOARD**

The Student Dashboard is the default page as you log into the learning system.




**Hint:** Use your mouse to hover over an icon and display the information linked to each. You can use this technique with any icon in the Learning system.

You will find training announcements, your courses, resource links, feedback links, course completion dates, exam link (after all prerequisites are completed) test score and your link your Certificate of Achievement.

The **Learning Toolbox** is a section of icons to the left of your courses. Use the Learning Toolbox Legend at the bottom of your Student Dashboard to learn more about the icons you have available to you.



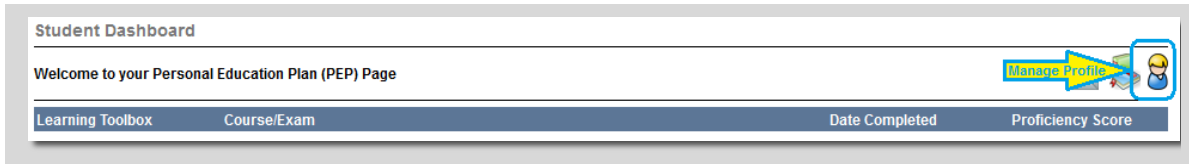
READY TO BEGIN

When you are ready to view the course, click the green Play icon  to begin the on-demand course. Instructions are provided within each course on how to navigate and access additional resources.

**Do not log out early! Your attendance is determined when the last slide ends.**

UPDATE STUDENT PROFILE

Click the manage profile icon located above your Student Dashboard. You can update any profile information except username.



COURSE INFORMATION

Click on the **Course Information** navigation link to view the current course listings and instructions to complete a course successfully.

**Course Information**

**On-Demand(OD) Learning Courses**

- Communication Skills OD
- Road to the Sales OD
- E-Commerce OD
- Cashier / Receptionist OD
- Leasing Presentation OD